



"IN FOCUS"



Newsletter of the
Morgan Hill Photography Club

<http://www.morganhillphotographyclub.org/>

**October
2011**



Editor
Susan Brazelton
brzltn@garlic.com


Print Critique
Page 2

**Beginners
Only**
Page 3

**Paparazzi
in town**
Page 4

Shoot-outs
Page 6

Swap Meet
Page 7



October Meeting



Print Critique by Betty Toepfer

Photographic Society of America (PSA) judge Betty Toepfer critically viewed and commented on thirty-five photographs submitted by members. During the critique, designed to be a learning experience, Betty pointed out how elements of composition and technical proficiency can impact a photograph. Thank you to members who submitted photographs to public scrutiny so we can all improve our own work.

- The horizon must be straight. “This is critical.”
- Crop so that only elements that enhance the main subject are included.
- Light spots are distracting and will pull the viewer’s eye away from the subject.
- Don’t let elements of the main subject touch the edge or go out of the frame.
- Don’t let extraneous elements intrude along the edge of the frame. (Gary Hart called this “border patrol.”)
- Before you snap the photo decide what you want the viewer to see.
- Leading lines should take the viewer to something interesting.
- Diagonal lines are usually dramatic and pleasing.
- Triangles (three grouped objects) add interest.
- Allow for the subject to “move” by giving more space in the direction the subject is facing.
- Repetition of line and form add interest.
- Repeating colors can tie elements of an image together.
- A blurred background (shallow depth of field) will set off a subject that is in sharp focus.
- Position yourself so each key element in the composition has its own space.
- Fill the frame with your subject.



After the critique, all the photographs were on display for up close viewing, and Betty stayed to answer questions and chat with members about their photographs.



Beginners Only

This is number three in a series of short, instructional articles intended to help those who are just getting started in photography.

How to Become a Better Photographer

Get out and shoot as often as possible.

1. You don't have to go to national parks, scenic vistas, or exotic locales to find photographic subjects. You have plenty of things to photograph in the near vicinity. Spend an hour in a park, any park, and as you look around, you'll start to see dozens of worthy subjects. Or step into your own yard.
2. Create self-assignments. These might be accomplished in one session, one week, or over a longer span of time. For example:
 - Find one interesting object and photograph it from as many angles as possible.
 - Develop a portfolio based on a personal theme (a color, water, or cars, for example)
 - Take a photo every day for a week/month/year.
 - Choose an interesting tree and photograph it once a month for a year.
3. Participate in club shoot-outs.

Critically examine the results

1. Don't just look at your photos, analyze them. Figure out why one photo is more appealing than another. Decide what you would do differently if you could retake the photo, and if possible, go back and retake it.
2. Archive your best photos in a place you can return to periodically: a "Personal Best" folder on your computer, your Flickr photostream, or your own photoblog. At least twice a year go back through your photos to see how you have grown as a photographer, and to set goals for the next six months (such as: look for different perspectives, include leading lines, try new techniques, be aware of what's around the edges of the frame).

By shooting often and consciously examining the results, your photography cannot help but improve. Guaranteed!

Current Show

"Black & White"

Centennial Recreation Center (CRC)

Runs through 28 November 2011

Gallery Shows

Next Show

"Transportation"

Community & Cultural Center (CCC)
starting in January 2012

Submission details will
be sent out in early
November, 2011

Member News & News for Members

Welcome to New Member

Blair Johnston

2011 Membership: 141

Friends of the Morgan Hill Senior Center is presenting their *Harvest Moon Dinner and Casino Night* on Saturday, October 22, 2011 from 5pm until 10pm at Hecker Pass Winery. Mama Mia's is providing a full Italian Dinner. They'll have music, a silent auction and your favorite casino games. For more information or to purchase tickets online, visit <http://www.fmhsc.org/harvestmoon.html>

The Senior Center supports our club, let's support the Senior Center



Aperture Academy™
FEATURING STEPHEN W. OACHS

A dozen members attended the reception at **Stephen Oachs's** (our August speaker) Aperture Academy Gallery in Campbell. Charlotte and Pat each won a door prize.



During the World Wide Photo Walk on the first of October, **Roy Hovey, Lance Trott** and **David Rosas** discovered they share the same birthday. Anyone else out there born on October 3rd?



Member Survey Results

40% first heard about the club from a friend
58% use a DSLR as their primary camera
19% use a Point & Shoot camera

Level of Experience

Beginner: 10%
Low Intermediate: 31%
High Intermediate: 25%
Advanced: 7%

Show your club spirit by having the logo embroidered on your favorite shirt or jacket



©Mike Winn

Shoot-out Committee

•Alex Curtis •Molly Gaylord •Ed Honesto
•J Johnny •Jean Myers •Pam Porter •Pat Stone

Gallery Show Committee

• Larry Campbell Dan Gregg •Chuck Kaekel
•Curt Palm •Lennie Randall •Diane Rocha
•Noella Vigeant •Satu Viitanen •George Ziegler

Focus Groups Review

Focus Groups are self directing, with the members deciding where and when to meet and how they want to pursue their interest. Each group has a facilitator who is the contact person for the group and helps organize the meetings and activities. If you are interested in joining a Focus Group (must be a member of the club), please contact the facilitator.

Point and Shoot Cameras - Dan Gregg: dwgdvm@aol.com

This very active group sets up a field shoot or project every month and then meets to review and critique the photos, exchange ideas, and learn more about the capabilities of their P&S cameras. The project for October is to photograph the Fall Season.

See Point & Shoot photos at: <http://www.flickr.com/groups/1605480@N21/>

Next Meeting: Thursday, 10 November 7:00pm

Lightroom - George Ziegler: George@gwzphotography.com

This group explores the many tools and modules in Adobe Lightroom, often watching short instructional videos. George will be sharing techniques he learned at the California Photo Festival.

Next Meetings: Thursday, 20 October 7:00pm at George's house

Macro Photography - Susan Brazelton: brzltn@garlic.com

The macro-ites continue their practice of transforming the micro into the macro. They are in the process of planning a group macro shoot. Time & place: TBA



©Linda Tyson



©S Brazelton



©Dan Gregg

View more macro photos taken by members at: <http://www.flickr.com/groups/mhpc-macrofocusgroup/>

Photographing People - Noella Vigeant: nvigeant@gmail.com

Members continue to explore ways to capture better photographs of people. Members recently practiced their speciality at the Renaissance Faire at Casa de Fruta.

To join contact Noella or Larry Campbell (Larrycam@pacbell.net)



©David Rosas



©Diane Rocha



©Dan Gregg



Night Photography - Susan Brazelton: brzltn@garlic.com

See beautiful night photographs, including downtown Morgan Hill, San Francisco, and this amazing full moon shot, on the group's Flickr site:

<http://www.flickr.com/groups/mhpc-night-focusgroup/>

©Steve Tyson

Shoot-outs

Shoot-outs are a perfect opportunity to practice photography in an informal, social, and mutually supportive setting. In addition to a few laughs, members share their knowledge, and sometimes, their gear. **World Wide**

Photo Walk: Morgan Hill, Saturday, 1 October 2011

Led by **George Ziegler**, fifteen people walked the evening streets of Morgan Hill, causing a flurry of questions from downtown visitors about why the paparazzi were in town.



Syngenta Agriculture Research Farm: Gilroy, Monday, 10 October 2011

Jean Myers led ten members to Syngenta, an agricultural research farm off Watsonville Road. Photographers had access to the landscaped gardens and the seed fields brimming with flowers



View photos from all club shoot-outs at:

<http://www.flickr.com/groups/mhphotoclubshoot-outs/>

Flickr

Flickr, a photo sharing website, has become the main venue for members to show their photos. In addition to the Flickr site for the monthly theme project photos, and the shoot-out site, four focus groups each have a proprietary site. The sites are all open to public viewing, but only club members may post photos.

November: "Alphabet" Seek out things (natural or human made) that look like letters of the alphabet; like this **K** & **V**. A valuable prize will be awarded at the December social to someone who completes the entire alphabet.

5,399 member photographs have been posted on Flickr.



2012 Flickr Themes

We have whittled the original 150 suggestions down to 21 choices.

The final vote will take place at the November meeting.

Next Meeting
Wednesday, 2 November 2011
Centennial Recreation Senior Center
7:00 - 9:00

“Creating a Stronger Photo”

Applying Lessons Learned in 2011

Participants will practice analyzing photographs, noting strong points and areas that may need improvement

- Step 1. Each person will receive a list of the key points made in the 2011 programs.
Step 2. A series of photographs will be shown on the big screen, and member suggested improvements will be immediately applied to see the difference.
Step 3. In small groups, people will discuss and analyze a set of photographs.

(Re-scheduled from October)

Pre-Meeting Swap Meet

6:00 - 6:45

Gather your extra photographic equipment to
Buy, Sell &/or Donate

Cameras, Bags, Tripods, Monopods, Filters, Lenses, Books, Accessories

Tables will be set up in the room for displays.

Please place a card with your name and the price next to each item.

If you want your items listed in a **pre-sale inventory**, send the information
(item, brand, model, general condition, and price)

to Noël: Have_camera.Will_travel@yahoo.com

by 6:00pm on Friday, 28 October

All transactions are strictly between the buyer and seller. The club assumes no responsibility



December Social
Wednesday, 7 December 2011

The last meeting of the year is a

BIG Party

Awards, Door Prizes, Food (Lots of Food), Music, & Merrymaking



October/November/Calendar

Now through 28 November
“Black & White” Gallery Show
CRC Senior Center

Wednesday, 19 October 7:30am
Uesugi Farms Pumpkin Patch Shoot-out
Molly Gaylord: mollygaylord@yahoo.com

Thursday, 20 October 7:00pm
Lightroom Focus Group Meeting
Meet at George Ziegler’s home
George@gwzphotography.com

Saturday, 22 October 5:00 - 10:00pm
Harvest Moon Dinner & Casino Night
Hecker Pass Winery
(See page 4)

Monday, 31 October 5:00pm
Photo Opportunity
Safe Halloween
Downtown Morgan Hill

Wednesday, 2 November 6:00 - 6:45
Pre Meeting Swap Meet
(See page 7)

Wednesday, 2 November 7:00 - 9:00
General Meeting
“Creating Stronger Photographs”


Wednesday, 9 November 7:00pm
Executive Board Meeting
Senior Center Lobby

Thursday, 10 November 7:00pm
Point & Shoot Focus Group Meeting
Dan Gregg: dwgdvm@aol.com


Thursday, 24 November - All Day
Thanksgiving



Monday, 31 October 5:00pm
Photo Opportunity
Safe Halloween
Downtown Morgan Hill



*Upcoming shoot-outs in
November & December include
a local winery,
Monterey Aquarium,
Miniatures in Macro*



Details will be sent out when dates & times are confirmed.

Remaining 2011 Flickr Themes

October: Fences
November: Alphabet
December: Seasons



Contact **Javier Gonzalez** for all your
matting and framing needs.

JAGO Frames
408-665-5441

He’s fast. He’s good.

He’s local &

MHPC members receive a 10% discount

Yahoo Group Forum

We encourage every member to join the Yahoo Forum. Just go to the site and click on, “Join” You will need a Yahoo ID, and the site will take you through the steps to get one. It’s all free. Postings may include spontaneous shoot-outs, last minute changes to the calendar, upcoming events, valuable resources, and possible solutions to your photographic dilemmas. Only club members may join the site and see the messages and files.

<http://tech.groups.yahoo.com/group/MHphotoclub/>